



Device Firmware Updates

5 July 2018

Terminals NZ

Why should you keep your handset firmware updated?

Device “firmware” is the device’s operating system that controls the operation of the handset hardware and applications.

Firmware updates are released for several reasons:

- To fix **security issues & vulnerabilities**
- To improve device performance e.g. increase you battery life
- To keep your device compatible with new network technologies & services.
- To fix “bugs”

It is essential to keep your device’s firmware up to date.

Current handsets will prompt you when an update is available. We strongly suggest **manually checking for updates at least weekly** to ensure your device has the most recent version.

Instructions on how to check for updates on your device wirelessly using Firmware Over The Air (FOTA) are shown on the next pages.



Apple Firmware Updates



Step 1 of 3

Update phone software

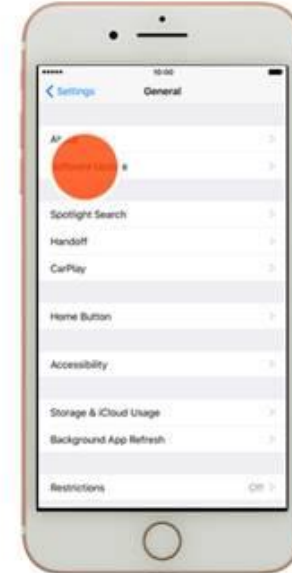
Press **Settings**.



Step 2 of 3

Update phone software

Press **General**.



Step 3 of 3

Update phone software

Press **Software Update**. If a new software version is available, it's displayed. Follow the instructions on the screen to update the phone software.



Samsung Firmware Updates



Step 1 of 4

Find "Software update"

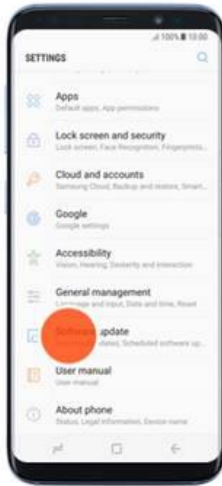
Slide your finger downwards starting from the top of the screen.



Step 2 of 4

Find "Software update"

Press the settings icon.



Step 3 of 4

Find "Software update"

Press Software update.



Step 4 of 4

Update phone software

Press **Download updates manually**. If a new software version is available, it's displayed. Follow the instructions on the screen to update the phone software.



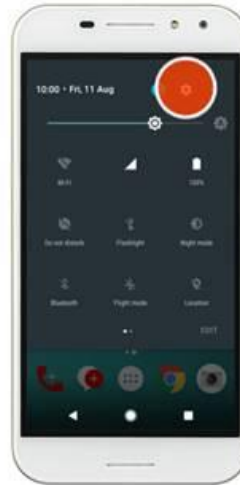
Vodafone Device Firmware Updates



Step 1 of 5

Find "About phone"

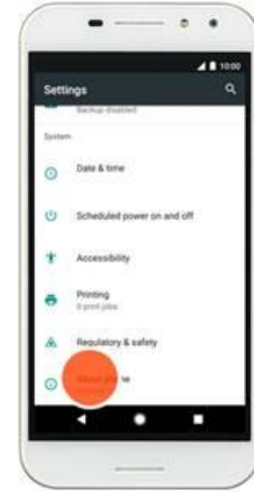
Slide two fingers **downwards** starting from the top of the screen.



Step 2 of 5

Find "About phone"

Press the settings icon.



Step 3 of 5

Find "About phone"

Press About phone.



Step 4 of 5

Update phone software

Press Software updates.



Step 5 of 5

Update phone software

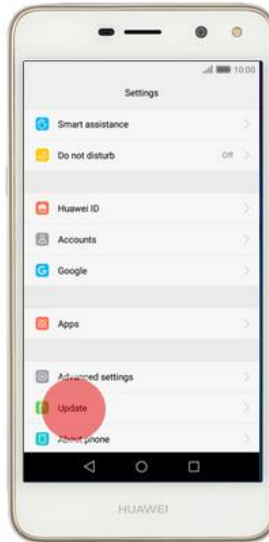
Press **Check for updates**. If a new software version is available, it's displayed. Follow the instructions on the screen to update the phone software.



Huawei Device Firmware Updates



Step 1 of 3
Find "Update"
Press **Settings**.



Step 2 of 3
Find "Update"
Press **Update**.



Step 3 of 3
Update phone software
Press **Check for updates**. If a new software version is available, it's displayed. Follow the instructions on the screen to update the phone software.

